

**Inolux 5mm Super Bright Through Hole Lamp
HV-5XX15 Series**

Official Product	HV-5XX15 series	Customer Part No.		Data Sheet No.
	*****	*****		HV-5XX15 series
Specifications are subject to change without notice. Data and drawings herein are copyrighted.		June 26, 2013	Version of 1.0	Page 1/11

DISCLAIMER

INOLUX reserves the right to make changes without further notice to any products herein to improve reliability, function or design. INOLUX does not assume any liability arising out of the application or use of any product or circuit described herein; neither does it convey any license under its patent rights, nor the rights of others.

LIFE SUPPORT POLICY

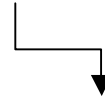
INOLUX's products are not authorized for use as critical components in life support devices or systems without the express written approval of the President of INOLUX or INOLUX INTERNATIONAL. As used herein:

1. Life support devices or systems are devices or systems which, (a) are intended for surgical implant into the body, or (b) support or sustain life, and (c) whose failure to perform when properly used in accordance with instructions for use provided in the labeling, can be reasonably expected to result in a significant injury of the user.
2. A critical component in any component of a life support device or system whose failure to perform can be reasonably expected to cause the failure of the life support device or system, or to affect its safety or effectiveness.

Official Product	HV-5XX15 series	Customer Part No.		Data Sheet No.
	*****	*****		HV-5XX15 series
Specifications are subject to change without notice. Data and drawings herein are copyrighted.		June 26, 2013	Version of 1.0	Page 2/11

Orderable Information

H V - 5 X X 1 5 - Y Y Y Y

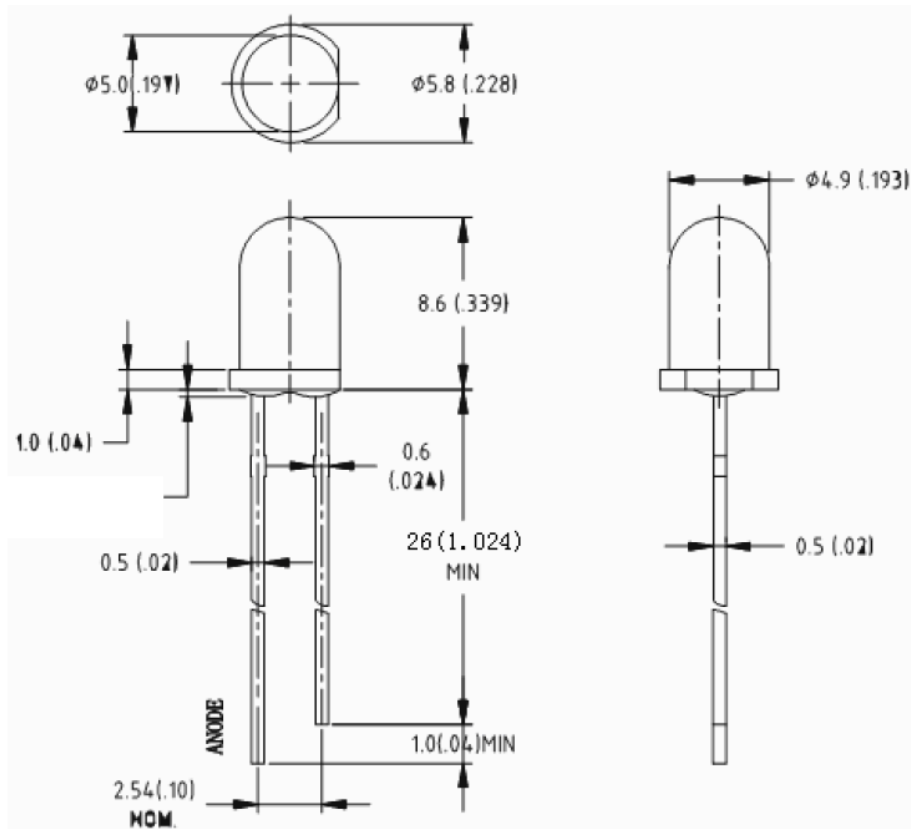


Series Name	Color Code	Customer Code
HV= Inolux Through Hole Lamp	5UR15 = 624nm Red, 5mm clear lens 5UBG15 = 505nm Bluish Green, 5mm clear lens 5UTG15 = 525nm True Green, 5mm clear lens 5UY15 = 590nm Yellow, 5mm clear lens 5UA15 = 605nm Amber, 5mm clear lens 5UB15 = 470nm Blue, 5mm clear lens 5W15 = White, 5mm clear lens	YYYY = Customer code

Official Product	HV-5XX15 series	Customer Part No.	Data Sheet No.
	*****	*****	HV-5XX15 series
Specifications are subject to change without notice. Data and drawings herein are copyrighted.		June 26, 2013	Version of 1.0
			Page 3/11

Features:

- Stable Color
- Popular 5mm through hole package, 8.6mm lens height.
- Water clear lens
- InGaN and AlInGaP technology
- Solid state reliability
- Special packaging available upon request
-



-All Dimensions are in millimeters

-Tolerance = +/- 0.25mm

Official Product	HV-5XX15 series	Customer Part No.		Data Sheet No.
	*****	*****		HV-5XX15 series
Specifications are subject to change without notice. Data and drawings herein are copyrighted.		June 26, 2013	Version of 1.0	Page 4/11

Absolute Maximum Ratings at Ta=25C

Parameter	Symbol	AlInGaP Material	InGaN Material	Unit
Power Dissipation	P _d	62	90	mW
Reverse Voltage	V _r	5	5	V
Forward Current	I _F	25	25	mA
Reverse Current	I _r	10	10	μA
Peak Current (1/10 Duty Cycle, 0.1ms pulse width)	I _F (Peak)	100	100	mA
Operating Temperature Range	T _{opr}	-40 to +85		° C
Storage Temperature Range	T _{stg}	-40 to +100		° C
Lead Soldering Temp	T _{sol}	260		° C

Official Product	HV-5XX15 series	Customer Part No.		Data Sheet No.
	*****	*****		HV-5XX15 series
Specifications are subject to change without notice. Data and drawings herein are copyrighted.		June 26, 2013	Version of 1.0	Page 5/11

Electrical and Optical Characteristic (@ 25 degree C)

Parameter	5UR15	5SUBG15	5UTG15	5UY15	Test Condition
Luminous Intensity:					
Min (mcd)	2200	3800	6500	2200	If=20mA
Typ (mcd)	6600	8900	14800	6600	If=20mA
Forward voltage (Vf)					
Typ	2.0	3.3	3.3	2.0	If=20mA
Max	2.4	3.8	3.8	2.4	If=20mA
Dominant Wavelength (nm)	624	505	525	590	If=20mA
Viewing angle	15	15	15	15	If=20mA

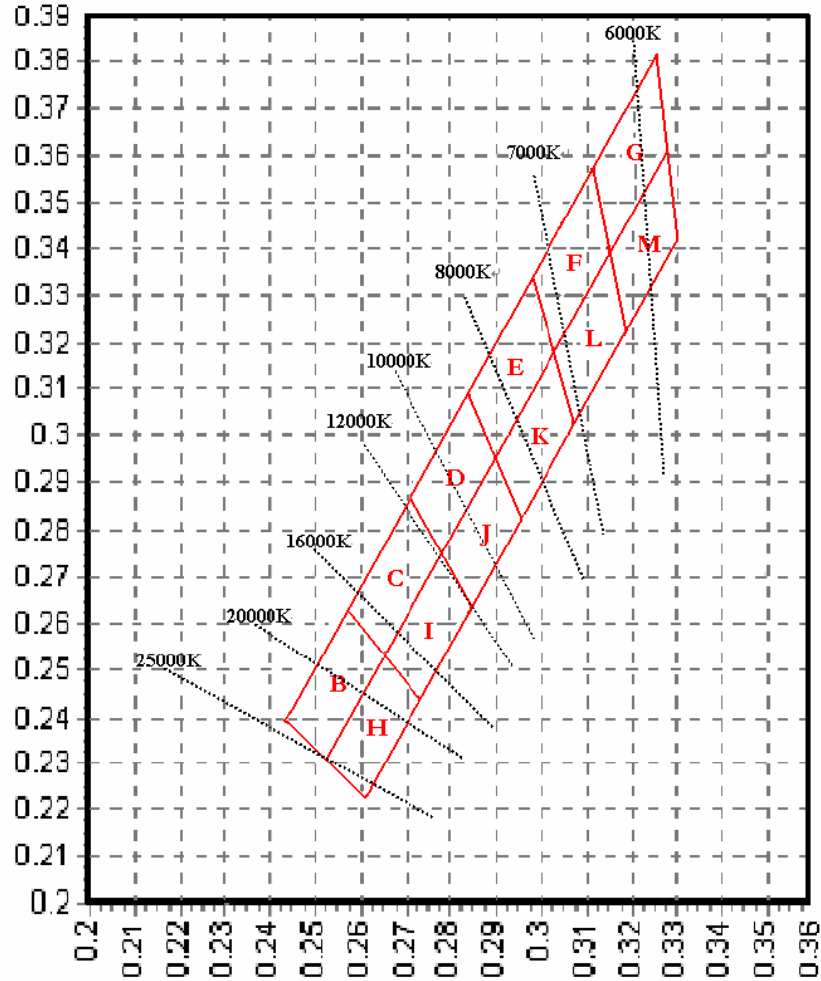
- Brightness tolerance = +/- 10%

Parameter	5UA15	5UB15	5W15	Test Condition
Luminous Intensity:				
Min (mcd)	1300	1700	14000	If=20mA
Typ (mcd)	2600	5100	19500	If=20mA
Forward voltage (Vf)				
Typ	2.0	3.3	3.3	If=20mA
Max	2.4	3.8	3.8	If=20mA
Dominant Wavelength (nm)	605	470	X=0.30 Y=0.31	If=20mA
Viewing angle	15	15	15	If=20mA

- Brightness tolerance = +/- 10%

Official Product	HV-5XX15 series	Customer Part No.		Data Sheet No.
	*****	*****		HV-5XX15 series
Specifications are subject to change without notice. Data and drawings herein are copyrighted.		June 26, 2013	Version of 1.0	Page 6/11

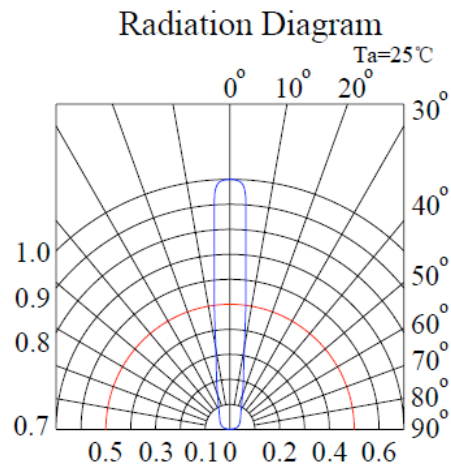
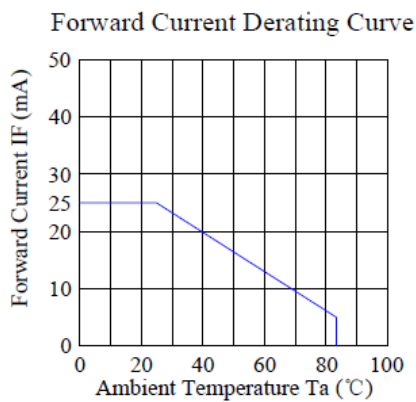
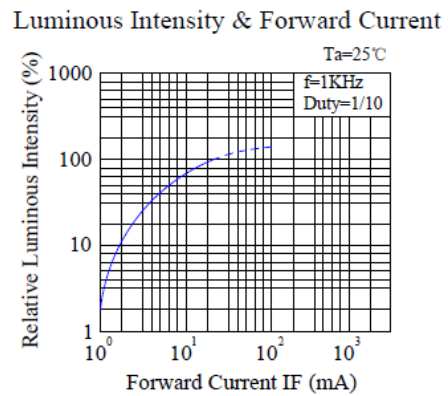
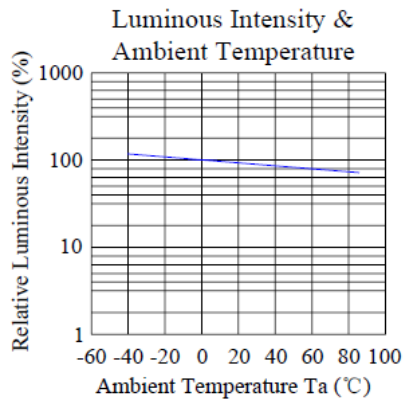
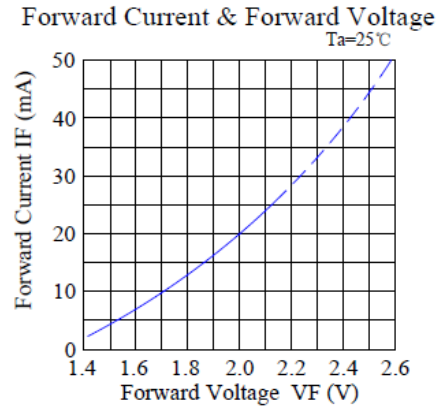
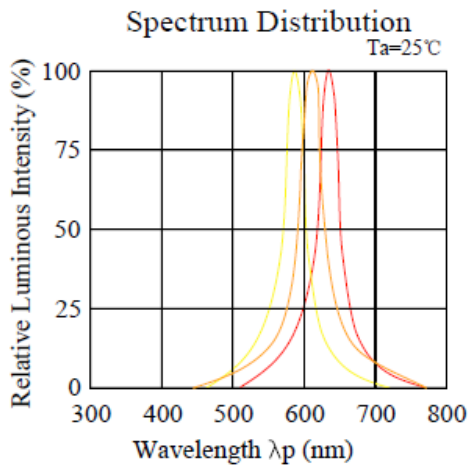
Chromaticity Diagram



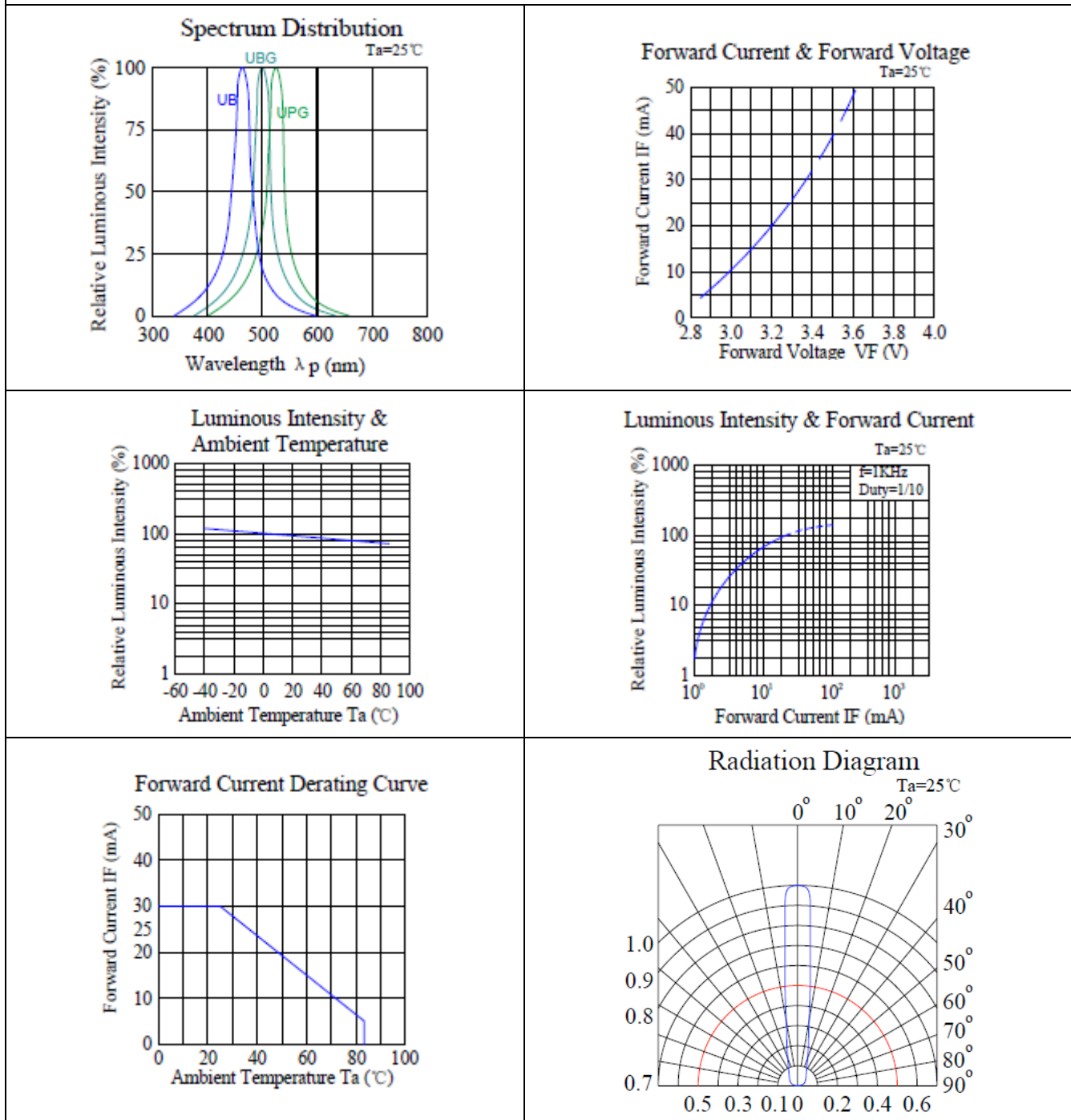
Bin Code	X	Y	Color (K)
B	0.255	0.247	20000
C	0.268	0.27	16000
D	0.281	0.293	10000
E	0.294	0.315	8000
F	0.307	0.339	7000
G	0.32	0.361	6000

Bin Code	X	Y	Color (K)
H	0.263	0.237	20000
I	0.275	0.259	16000
J	0.288	0.279	10000
K	0.299	0.3	8000
L	0.311	0.321	7000
M	0.323	0.341	6000

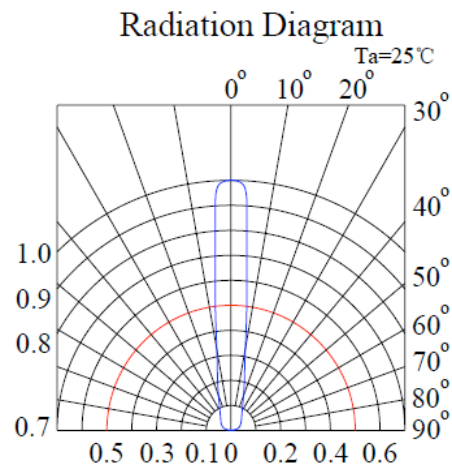
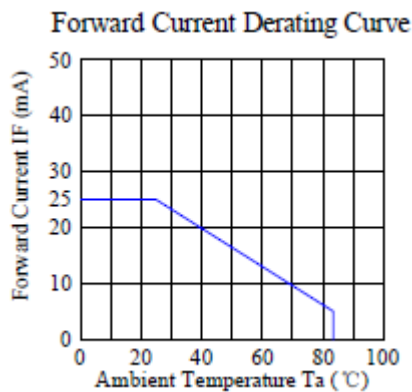
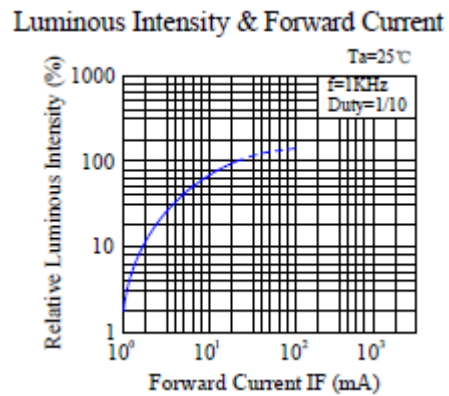
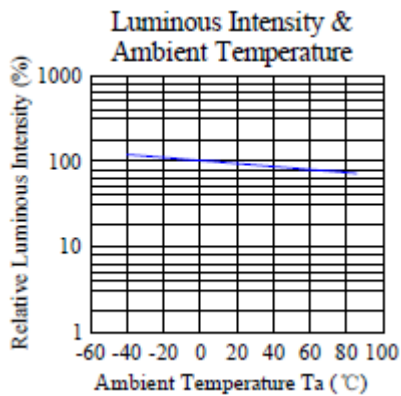
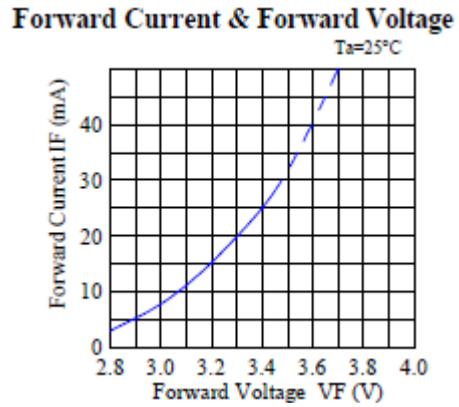
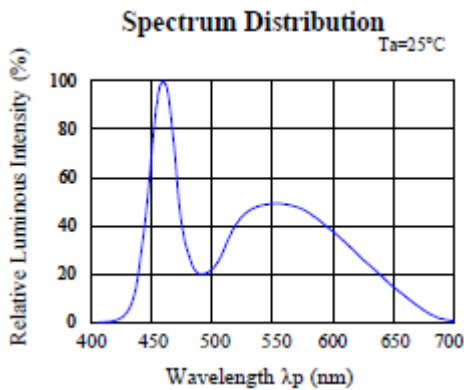
Official Product	HV-5XX15 series	Customer Part No.	Data Sheet No.
	*****	*****	HV-5XX15 series
Specifications are subject to change without notice. Data and drawings herein are copyrighted.	June 26, 2013	Version of 1.0	Page 7/11

Characteristic Curves for UR, UA and UY


Official Product	HV-5XX15 series	Customer Part No.	Data Sheet No.
	*****	*****	HV-5XX15 series
Specifications are subject to change without notice. Data and drawings herein are copyrighted.	June 26, 2013	Version of 1.0	Page 8/11

Characteristic Curves for UB, UBG and UPG


Official Product	HV-5XX15 series	Customer Part No.	Data Sheet No.
	*****	*****	HV-5XX15 series
Specifications are subject to change without notice. Data and drawings herein are copyrighted.		June 26, 2013	Version of 1.0
			Page 9/11

Characteristic Curves for White


Official Product	HV-5XX15 series	Customer Part No.	Data Sheet No.
	*****	*****	HV-5XX15 series
Specifications are subject to change without notice. Data and drawings herein are copyrighted.		June 26, 2013	Version of 1.0
			Page 10/11

Revision History

Changes since last revision	Page	Version No.	Revision Date
Initial release for 5mm T-1 Lamp		1.0	06-26-2013

Official Product	HV-5XX15 series	Customer Part No.	Data Sheet No.
	*****	*****	HV-5XX15 series
Specifications are subject to change without notice. Data and drawings herein are copyrighted.	June 26, 2013	Version of 1.0	Page 11/11