

**Inolux International Lead Frame Axial Lamp
HTLP912XXX Series**

Official Product	HTLP912XXX series	Customer Part No.		Data Sheet No.
	*****	*****		HTLP912XXX series
Specifications are subject to change without notice. Data and drawings herein are copyrighted.		June 27, 2013	Version of 1.0	Page 1/12

DISCLAIMER

INOLUX reserves the right to make changes without further notice to any products herein to improve reliability, function or design. INOLUX does not assume any liability arising out of the application or use of any product or circuit described herein; neither does it convey any license under its patent rights, nor the rights of others.

LIFE SUPPORT POLICY

INOLUX's products are not authorized for use as critical components in life support devices or systems without the express written approval of the President of INOLUX or INOLUX INTERNATIONAL. As used herein:

1. Life support devices or systems are devices or systems which, (a) are intended for surgical implant into the body, or (b) support or sustain life, and (c) whose failure to perform when properly used in accordance with instructions for use provided in the labeling, can be reasonably expected to result in a significant injury of the user.
2. A critical component in any component of a life support device or system whose failure to perform can be reasonably expected to cause the failure of the life support device or system, or to affect its safety or effectiveness.

Official Product	HTLP912XXX series	Customer Part No.		Data Sheet No.
	*****	*****		HTLP912XXX series
Specifications are subject to change without notice. Data and drawings herein are copyrighted.		June 27, 2013	Version of 1.0	Page 2/12

Orderable Information

H T L P 9 1 2 X X X . X X - Y Y Y Y

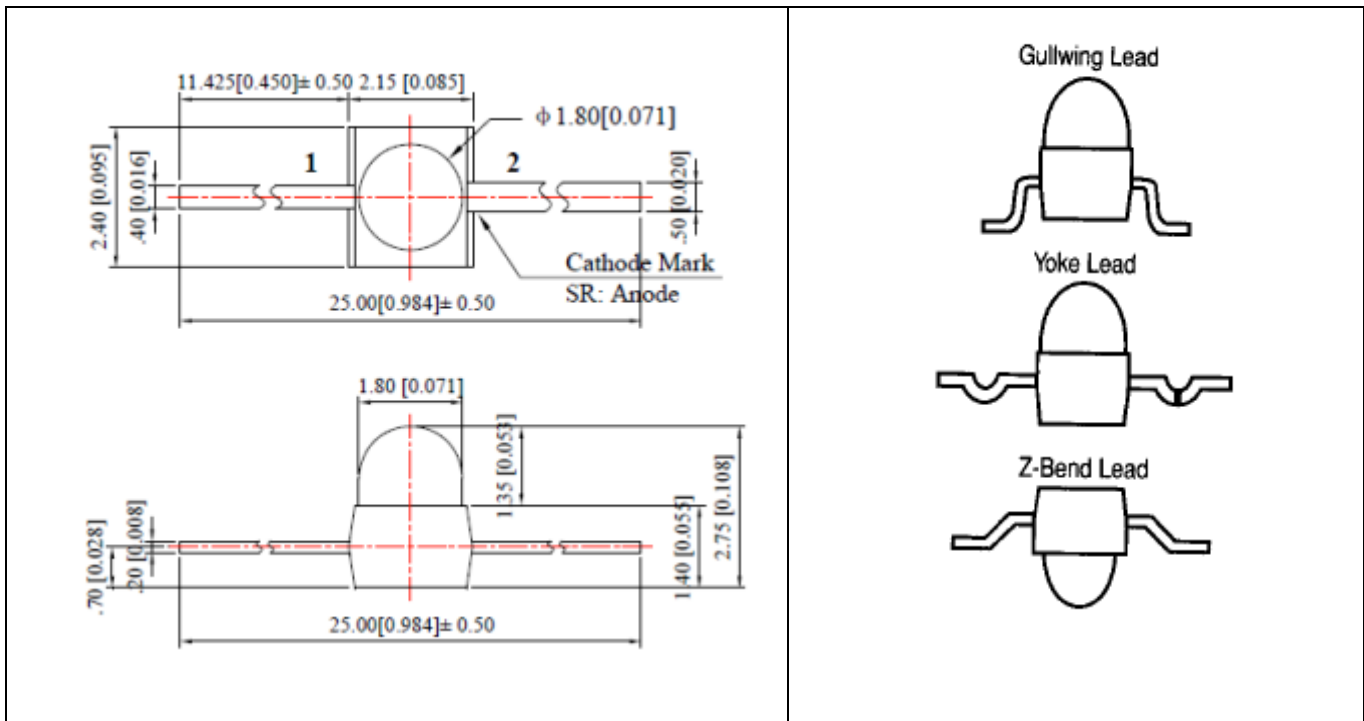


Series Name	Color Code	Lead Band	Customer Code
HTLP912= Inolux 1.8mm Round Axial Lamp	UR = 624nm AllnGaP Red UYG = 5573nm AllnGaP Yellow Green UTG = 525nm InGaN True Green UY = 590nm AllnGaP Yellow USR = 640nm AlGaAs Super Red UB = 470nm InGaN Blue TW = InGaN White	GR = Gullwing YR = Yoke Lead ZR = Z-Bend Blank = no lead bend	YYYY = Customer code

Official Product	HTLP912XXX series	Customer Part No.		Data Sheet No.
	*****	*****		HTLP912XXX series
Specifications are subject to change without notice. Data and drawings herein are copyrighted.		June 27, 2013	Version of 1.0	Page 3/12

Features:

- Small Double-End Package
- Low Forward Current
- Water clear lens
- Solid state reliability
- Special packaging available upon request



-All Dimensions are in millimeters

-Tolerance = +/- 0.25mm

Official Product	HTLP912XXX series	Customer Part No.	Data Sheet No.
	*****	*****	HTLP912XXX series
Specifications are subject to change without notice. Data and drawings herein are copyrighted.		June 27, 2013	Version of 1.0
			Page 4/12

Absolute Maximum Ratings at Ta=25C

Parameter	Symbol	AlInGaP Material	InGaN Material	Unit
Power Dissipation	P _d	60	95	mW
Reverse Voltage	V _r	5	5	V
Forward Current	I _F	25	25	mA
Reverse Current	I _r	10	10	μA
Peak Current (1/10 Duty Cycle, 0.1ms pulse width)	I _F (Peak)	100	100	mA
Operating Temperature Range	T _{opr}	-40 to +80		° C
Storage Temperature Range	T _{stg}	-40 to +85		° C
Lead Soldering Temp	T _{sol}	260		° C

Official Product	HTLP912XXX series	Customer Part No.		Data Sheet No.
	*****	*****		HTLP912XXX series
Specifications are subject to change without notice. Data and drawings herein are copyrighted.		June 27, 2013	Version of 1.0	Page 5/12

Electrical and Optical Characteristic (@ 25 degree C)

Parameter	UR	UYG	UTG	UY	Test Condition
Luminous Intensity:					
Min (mcd)	1000	1000	1500	1000	If=20mA
Typ (mcd)	1500	2000	3000	2000	If=20mA
Forward voltage (Vf)					
Typ	2.2	3.3	3.3	2.2	If=20mA
Max	2.6	3.8	3.8	2.6	If=20mA
Dominant Wavelength (nm)	624	505	525	590	If=20mA
Viewing angle	25	25	25	25	If=20mA

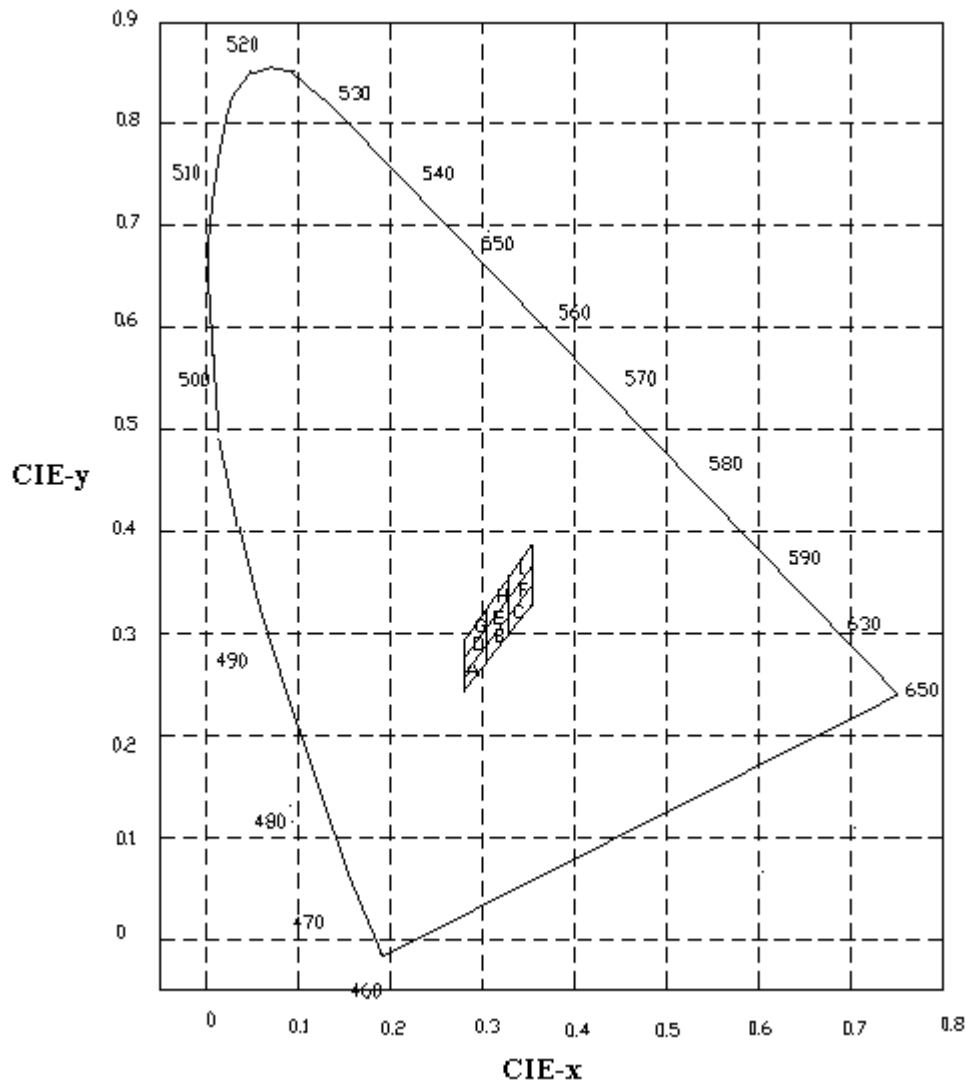
- Brightness tolerance = +/- 10%

Parameter	USR	UB	TW	Test Condition
Luminous Intensity:				
Min (mcd)	250	400	1500	If=20mA
Typ (mcd)	550	1000	3000	If=20mA
Forward voltage (Vf)				
Typ	2.2	3.3	3.3	If=20mA
Max	2.6	3.8	3.8	If=20mA
Dominant Wavelength (nm)	605	470	X=0.30 Y=0.31	If=20mA
Viewing angle	25	25	30	If=20mA

- Brightness tolerance = +/- 10%

Official Product	HTLP912XXX series	Customer Part No.		Data Sheet No.
	*****	*****		HTLP912XXX series
Specifications are subject to change without notice. Data and drawings herein are copyrighted.		June 27, 2013	Version of 1.0	Page 6/12

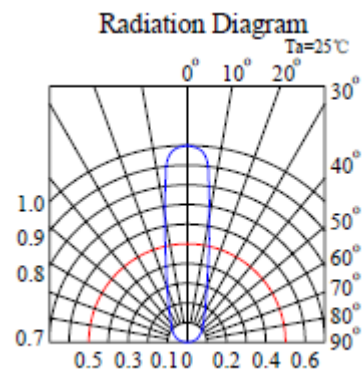
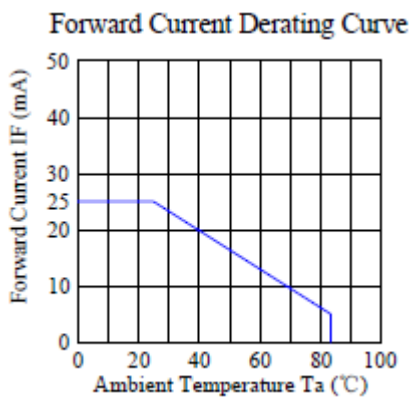
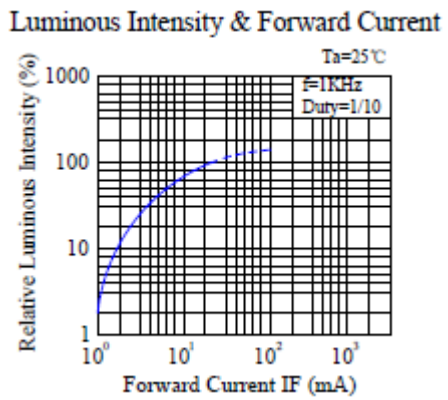
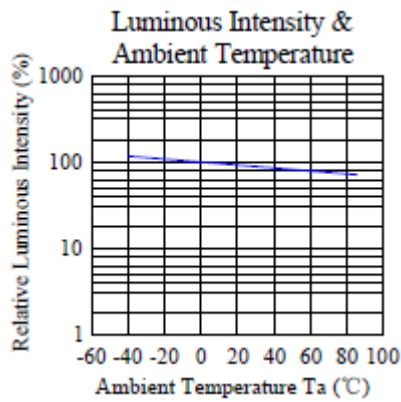
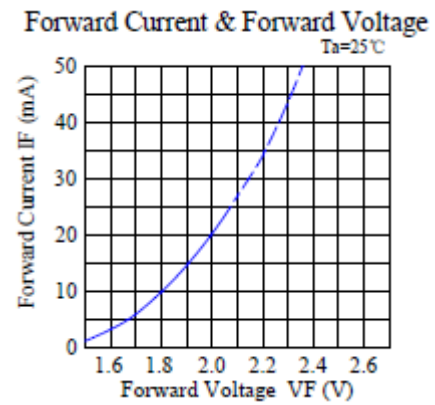
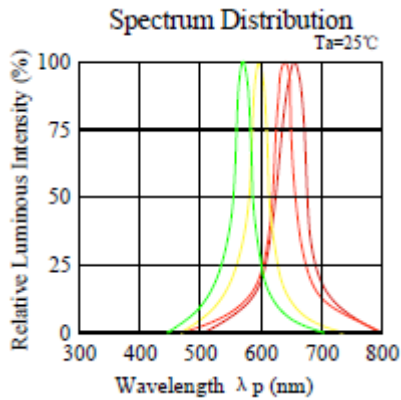
Chromaticity Diagram



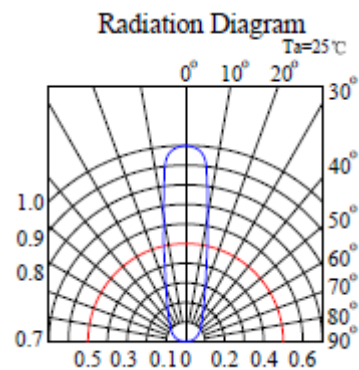
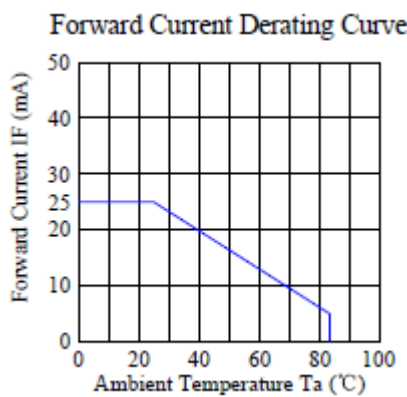
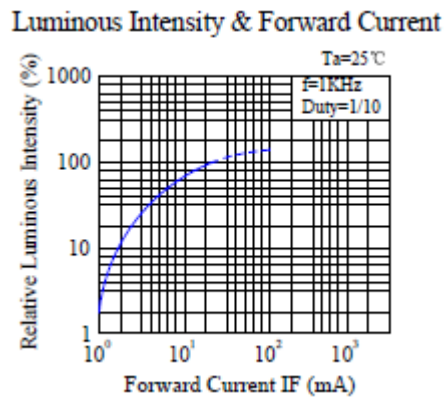
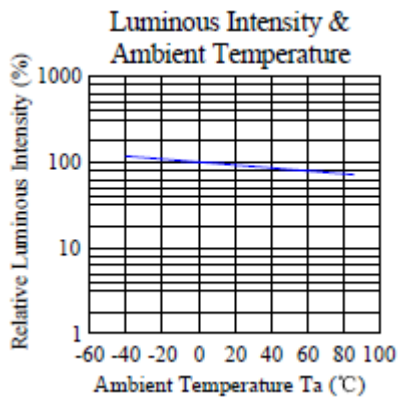
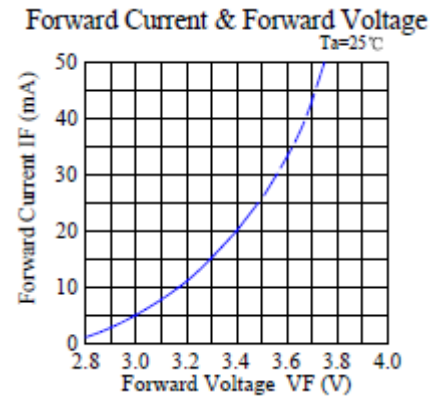
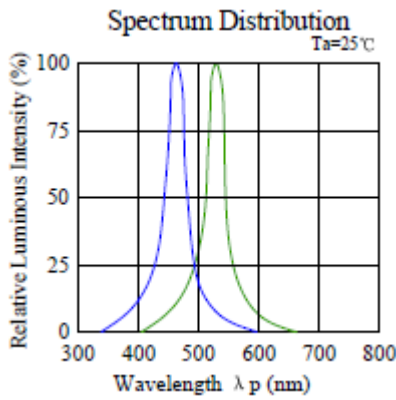
Official Product	HTLP912XXX series	Customer Part No.	Data Sheet No.
	*****	*****	HTLP912XXX series
Specifications are subject to change without notice. Data and drawings herein are copyrighted.		June 27, 2013	Version of 1.0
			Page 7/12

Group	Chromaticity Coordinate Group				
A	X	0.27	0.27	0.297	0.297
	Y	0.24	0.257	0.287	0.27
B	X	0.297	0.297	0.323	0.323
	Y	0.27	0.287	0.317	0.3
C	X	0.323	0.323	0.35	0.35
	Y	0.3	0.317	0.347	0.33
D	X	0.27	0.27	0.297	0.297
	Y	0.257	0.273	0.303	0.287
E	X	0.297	0.297	0.323	0.323
	Y	0.287	0.303	0.333	0.317
F	X	0.323	0.323	0.35	0.35
	Y	0.317	0.333	0.363	0.347
G	X	0.27	0.27	0.297	0.297
	Y	0.273	0.29	0.32	0.303
H	X	0.297	0.297	0.323	0.323
	Y	0.303	0.32	0.35	0.333
I	X	0.323	0.323	0.35	0.35
	Y	0.333	0.35	0.38	0.363

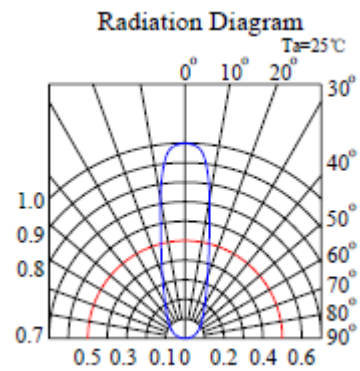
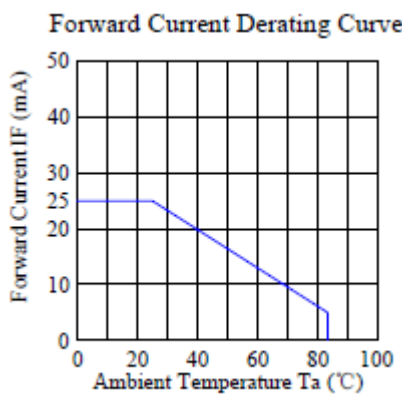
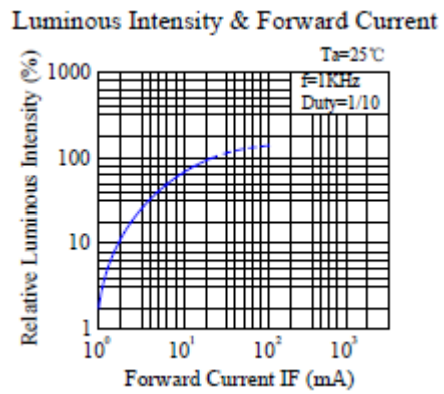
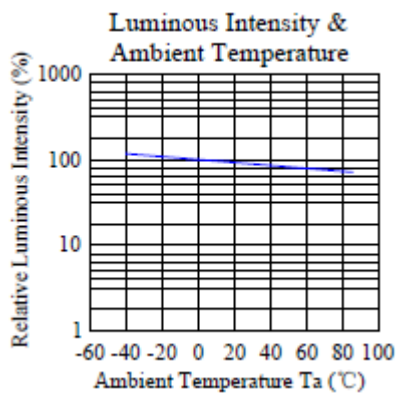
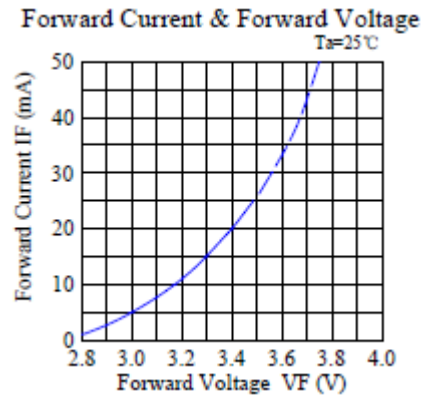
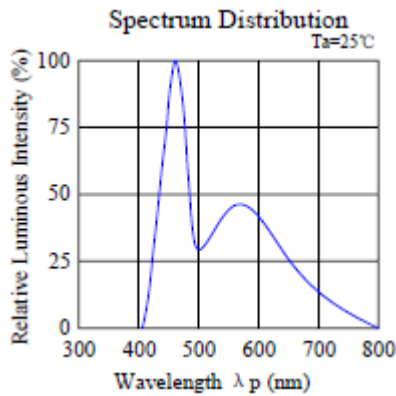
Official Product	HTLP912XXX series	Customer Part No.		Data Sheet No.
	*****	*****		HTLP912XXX series
Specifications are subject to change without notice. Data and drawings herein are copyrighted.		June 27, 2013	Version of 1.0	Page 8/12

Characteristic Curves for UR, USR, UYG and UY


Official Product	HTLP912XXX series	Customer Part No.	Data Sheet No.
	*****	*****	HTLP912XXX series
Specifications are subject to change without notice. Data and drawings herein are copyrighted.	June 27, 2013	Version of 1.0	Page 9/12

Characteristic Curves for UB and UTG


Official Product	HTLP912XXX series	Customer Part No.	Data Sheet No.
	*****	*****	HTLP912XXX series
Specifications are subject to change without notice. Data and drawings herein are copyrighted.		June 27, 2013	Version of 1.0
			Page 10/12

Characteristic Curves for White


Official Product	HTLP912XXX series	Customer Part No.	Data Sheet No.
	*****	*****	HTLP912XXX series
Specifications are subject to change without notice. Data and drawings herein are copyrighted.	June 27, 2013	Version of 1.0	Page 11/12

Revision History

Changes since last revision	Page	Version No.	Revision Date
Initial release		1.0	06-27-2013

Official Product	HTLP912XXX series	Customer Part No.	Data Sheet No.
	*****	*****	HTLP912XXX series
Specifications are subject to change without notice. Data and drawings herein are copyrighted.	June 27, 2013	Version of 1.0	Page 12/12